

**TARA Two-hole bath mixer for free-standing assembly with hand shower set -
Champagne (22kt Gold)**

TARA

25 943 882













- 220mm projection
- pivotable spout 180°
- spout: circular, air-enriched flow
- Hand shower: COMPACT RAIN, max. flow rate 6.8 l/min (at 3 bar)
- hand shower with anti-scale system
- rotary diverter for bath/shower
- total height 920 mm
- stand pipes height 628 mm
- height up to aerator 765 mm
- slide-on rosettes Ø 90 mm
- gauge 150 mm
- metal shower hose 1250mm with integrated anti-twist protection
- pivotable shower holder on the right foot
- max. flow 22 l/min at 3 bar flow pressure

Note: Local building codes may require the use of an anti-scald device. Please refer to remote pressure balance valve (35 910 970 90) Intrinsic protection against back flow.

Note: Local building codes may require the use of an anti-scald device. Please refer to remote pressure balance valve (35 910 970 90)

Intrinsic protection against back flow.

	Champagne (22kt Gold)	25 943 882-47
	Chrome	25 943 882-00
	Brushed Platinum	25 943 882-06
	Platinum	25 943 882-08
	Dark Chrome	25 943 882-19
	Brushed Durabronze (23kt Gold)	25 943 882-28
	Matte Black	25 943 882-33
	Brushed Champagne (22kt Gold)	25 943 882-46
	Brushed Chrome	25 943 882-93
	Brushed Dark Platinum	25 943 882-99

Required miscellaneous

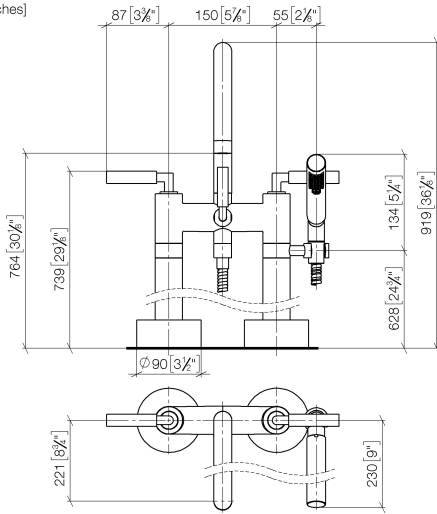


- Concealed floor mounting -** 35 951 970-90
- max. recess depth 160 mm 0010
 - min. recess depth 80 mm

**TARA Two-hole bath mixer for free-standing assembly with hand shower set -
Champagne (22kt Gold)**

TARA

25 943 882
mm [inches]



Flow rate chart



Codes & Standards

ASME
A112.18.1/CSA
B125.1



TARA Two-hole bath mixer for free-standing assembly with hand shower set -
Champagne (22kt Gold)

TARA

25 943 882

Certificates

WRAS_2212005.

25 943 882

